

Guide for using SensoftU

Welcome to SensoftU, this guide is provided to help you get setup and registered for courses. This guide is broken down into the following sections:

1. [First-Time users](#)
2. [Selecting a Course & Coupon codes](#)
3. [Paying for the Course](#)
4. [Starting the course](#)

First-time users

First-time users will likely peruse a course catalog to see if there is something that interests them. Once on the main page (www.sensoftu.com), click on **Course Catalog** to see available courses.



Home About **Course catalog** Contact Signup Login →

Welcome to SensoftU

The future of Online GPR Training

Interactive Courses
professionally developed courses to keep you engaged and learning


Webinars
software and application-focused webinars provide high level of detail

Progress at your pace
stop and continue where you left off at your convenience

Certificate of completion
print a certificate upon completion and passing the test

Available courses will be listed, along with the price. If there is no price, that item is free.


CATEGORIES
 Ground Penetrating Radar (1)
 General (1)



Utility Locating with GPR (Nulca-accredited)

OVERVIEW This interactive, online course will teach students the fundamentals using GPR for locating buried utilities. This course meets the requirements set out by Nulca for GPR Locating Technicians. The following topics are covered in...

\$150.00




Webinar - Interpretation

This webinar covers the use of Interpretations on GPR Data

1 to 2 of 2

Clicking on a course will open a window that provides a synopsis of the course. You will get a description of what the course covers, approximate duration, and what you will receive upon completion.



Get this course (\$150.00)

↑

Ground Penetrating Radar

Utility Locating with GPR (Nulca-accredited)

OVERVIEW
 This interactive, online course will teach students the fundamentals using GPR for locating buried utilities. This course meets the requirements set out by Nulca for GPR Locating Technicians. The following topics are covered in this course:

- Basics of GPR
- Reflection coefficient
- Frequency and resolution
- Factors affecting target detection
- Setting the correct velocity
- Collecting data in Line Scan mode
- Collecting data in Grid Scan mode
- Integrating GPS
- Data interpretation

DURATION
 Approximately 2 hours (you can stop and resume where you left off at any time)

REQUIRED HARDWARE
 Speakers or headphones (as the training contains audio)

UPON COMPLETION
 A certificate will be available for download and printing, providing a passing mark of 50% is attained

Content

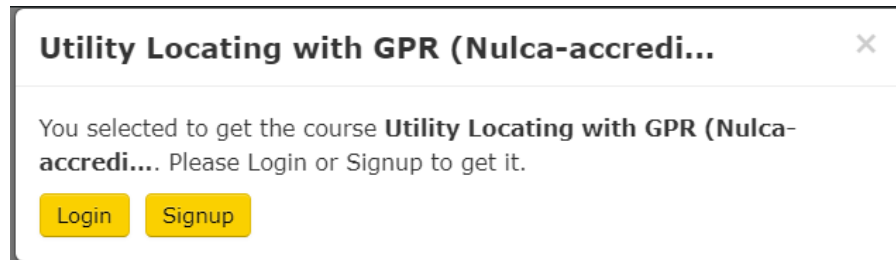
- Navigating the online platform
- Introduction to Utility Locating
- GPR Theory
- Factors affecting GPR
- Line Scan Mode
- Grid Scan mode
- Data Interpretation
- QUIZ

Completion rules

- All units must be completed
- Leads to a certification with a duration: Forever

[← return to catalog](#)

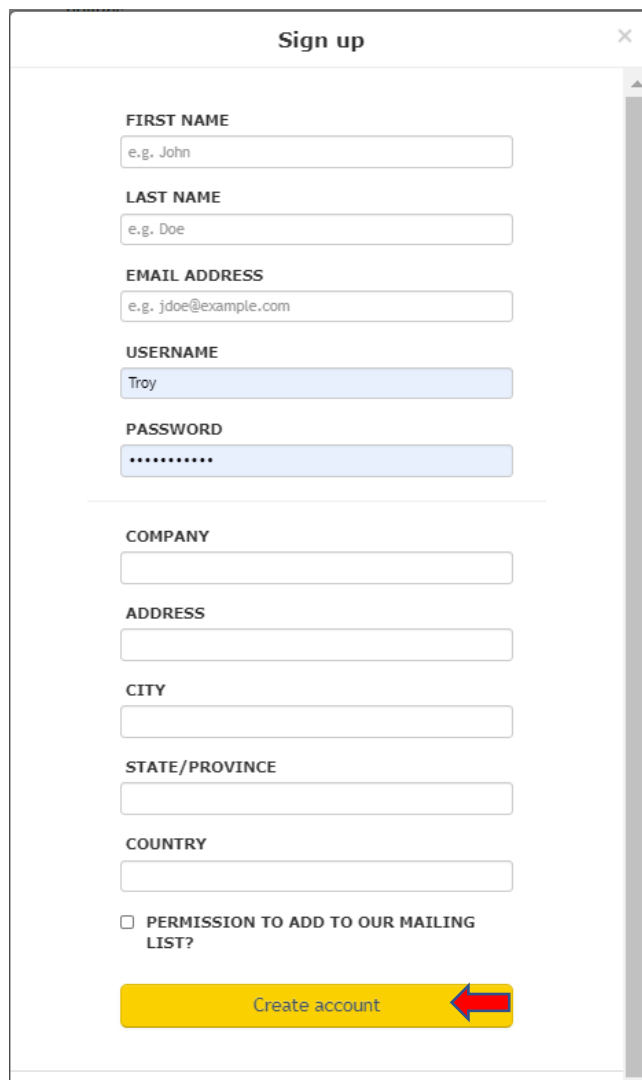
If you choose to purchase this course you must sign up (first time users) or login, if you already have one. Clicking **Get this Course** will then display the window below (assuming you have not logged in). If you have a login, then click on **Login** and proceed to the [Selecting Course & Payment](#) section of this document.



Utility Locating with GPR (Nulca-accredi...) [X]

You selected to get the course **Utility Locating with GPR (Nulca-accredi...**. Please Login or Signup to get it.

Otherwise, click **Signup**, and you will see the form below. Fill in your full name, e-mail address and create a username and password. Then fill in the section on contact information.



Sign up [X]

FIRST NAME
e.g. John

LAST NAME
e.g. Doe

EMAIL ADDRESS
e.g. jdoe@example.com

USERNAME
Troy

PASSWORD
.....

COMPANY

ADDRESS

CITY

STATE/PROVINCE

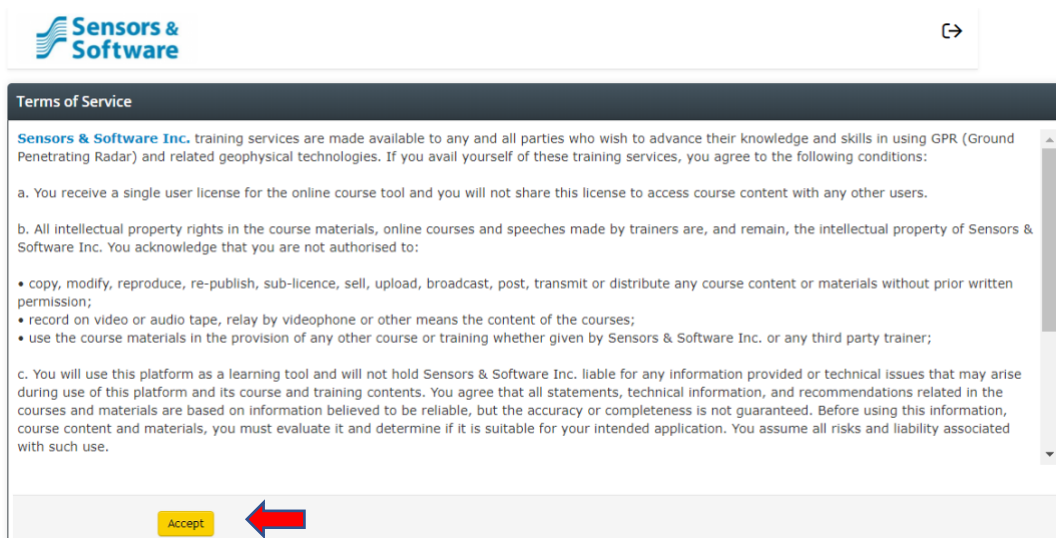
COUNTRY

PERMISSION TO ADD TO OUR MAILING LIST?

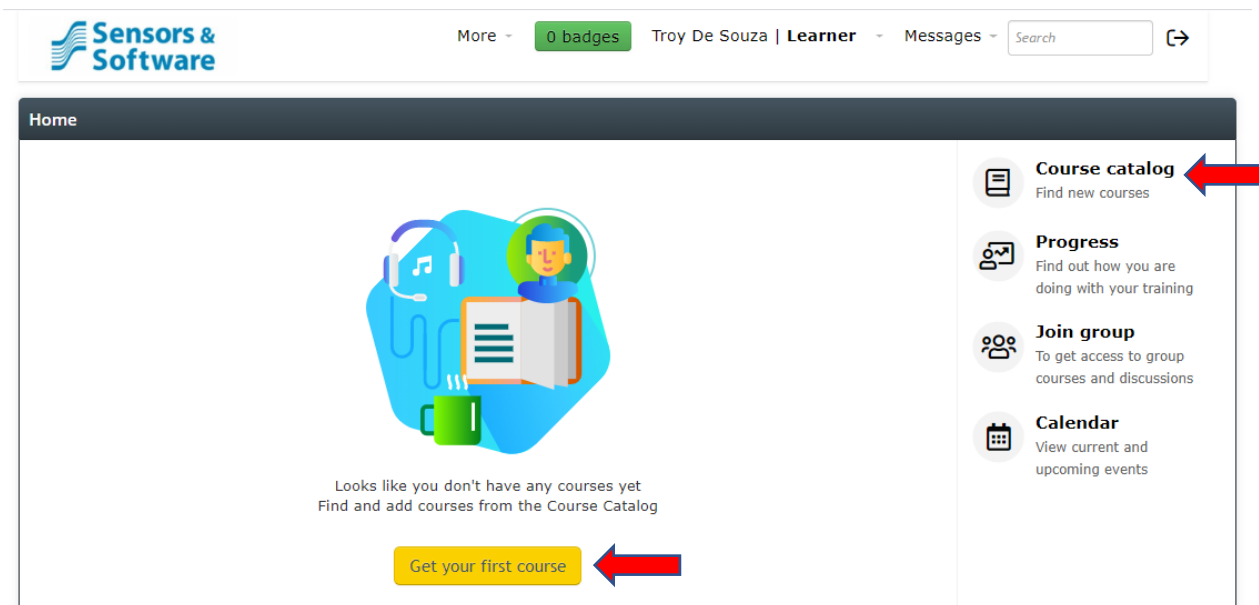
←

Once you filled in the form, select **Create Account**.

You will then be presented with a Terms of Service page. Once you have read, they can press **Accept** to move on.

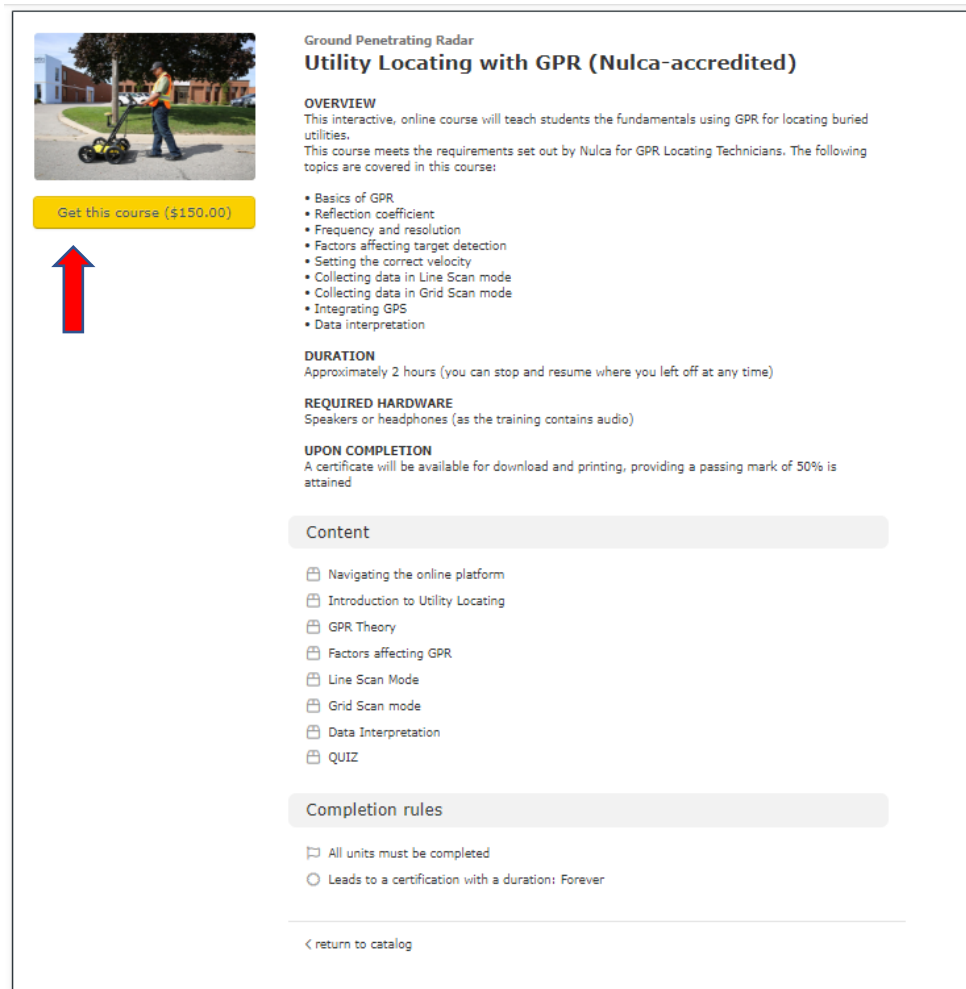


You will see the screen below. Clicking on **Course Catalog** on the right or on **Get Your First Course**, will take you to the screen in the next section.



Selecting a Course & Coupon codes

Assuming you have already logged in, on the course synopsis page, click Get this Course



**Ground Penetrating Radar
Utility Locating with GPR (Nulca-accredited)**

OVERVIEW
This interactive, online course will teach students the fundamentals using GPR for locating buried utilities. This course meets the requirements set out by Nulca for GPR Locating Technicians. The following topics are covered in this course:

- Basics of GPR
- Reflection coefficient
- Frequency and resolution
- Factors affecting target detection
- Setting the correct velocity
- Collecting data in Line Scan mode
- Collecting data in Grid Scan mode
- Integrating GPS
- Data interpretation

DURATION
Approximately 2 hours (you can stop and resume where you left off at any time)

REQUIRED HARDWARE
Speakers or headphones (as the training contains audio)

UPON COMPLETION
A certificate will be available for download and printing, providing a passing mark of 50% is attained

Content

- ▢ Navigating the online platform
- ▢ Introduction to Utility Locating
- ▢ GPR Theory
- ▢ Factors affecting GPR
- ▢ Line Scan Mode
- ▢ Grid Scan mode
- ▢ Data Interpretation
- ▢ QUIZ

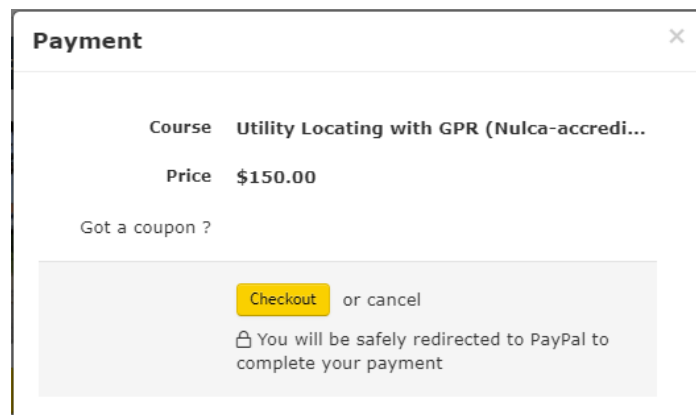
Completion rules

- All units must be completed
- Leads to a certification with a duration: Forever

[Get this course \(\\$150.00\)](#)

[< return to catalog](#)

You will then see the payment window below.



Payment ✕

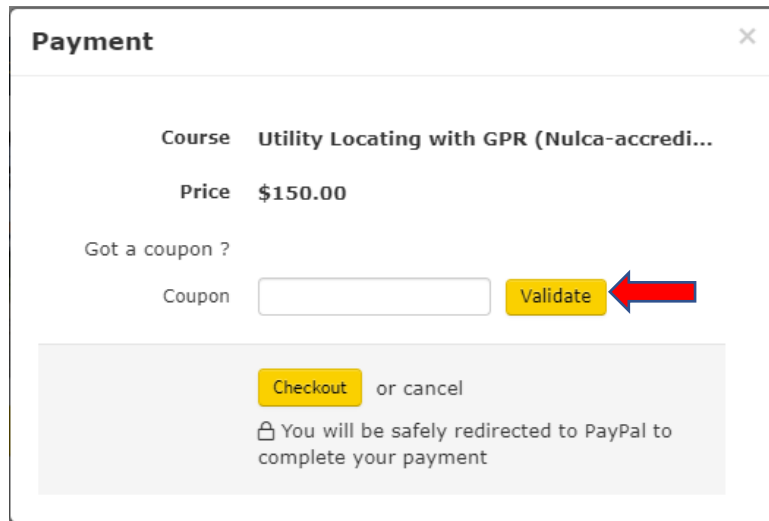
Course Utility Locating with GPR (Nulca-accredi...
Price \$150.00

Got a coupon ?

[Checkout](#) or cancel

▢ You will be safely redirected to PayPal to complete your payment

If you have a coupon code, click on **Got a coupon** (hovering over it will show that it is clickable). This will then add a field for entering the code, as shown below. After code is entered, click **Validate**. Some coupons may give a free course, while others might offer a discount.

A screenshot of a "Payment" dialog box. The dialog has a title bar with "Payment" and a close button (X). The main content area shows:

- Course**: Utility Locating with GPR (Nulca-accredi...
- Price**: \$150.00
- Got a coupon ?**: A section with a text label and a yellow "Validate" button. A red arrow points to the "Validate" button.
- Coupon**: A text input field next to the "Validate" button.

At the bottom of the dialog, there is a greyed-out area containing:

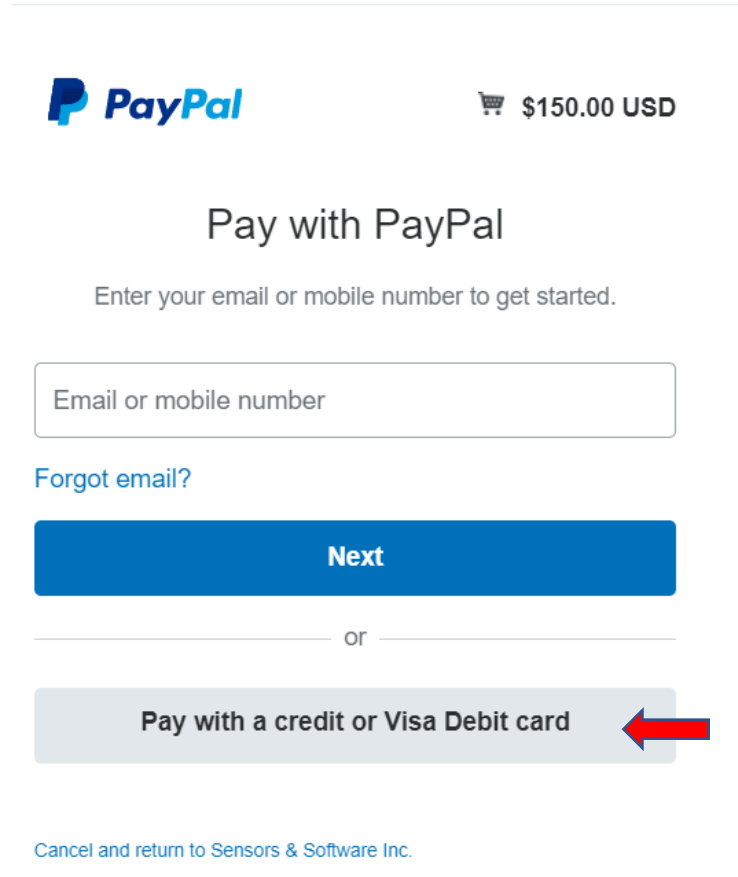
- A yellow "Checkout" button followed by the text "or cancel".
- A lock icon and the text "You will be safely redirected to PayPal to complete your payment".

To finalize, click **Checkout** and you will be taken to PayPal (more on this in the next section) where you can pay for the course. (If the coupon code results in the course being free, Checkout will not take you to PayPal).

If no payment is required, move on to the section [Starting the Course](#).

Paying for the course (PayPal)


In the browser window, you will be directed to the PayPal portal, and will see the screen below.



If you have a PayPal account, enter this information.

If you don't have a PayPal account (and most users likely will not) just click on **Pay with a credit or Visa Debit card** to make an ordinary online payment. You can always click the cancel link to cancel the transaction and return to SensoftU.

The payment information screen is shown below.

 \$150.00 USD

Pay with credit or Visa Debit card

We don't share your financial details with the merchant.

Country/Region
Canada

Discover Visa Mastercard American Express

Card number

Expires CVV

First name Last name

Billing address

Address line 1

Address line 2

City

Province

Postal code


Contact Information

Phone type Mobile Phone number +1

Email

I confirm that I have agree to PayPal's [Privacy Statement](#) (including the processing and disclosing my personal data) and I am of legal age.

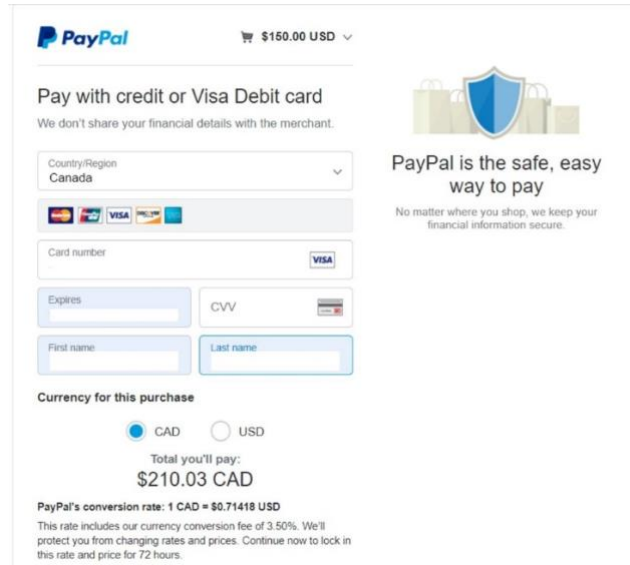
Pay Now



PayPal is the safe, easy way to pay

No matter where you shop, we keep your financial information secure.

Fill in all the information. Once you enter the credit card number, it will identify the country the number is associated with, and you may have an option to pay in the local currency or USD. Note that the Country/Region drop down box only selects the language that will be displayed, not the currency to pay in. In our example, the credited card number identified that we are in Canada, so it gives us the option to pay in CAD or USD, with the final total shown (which includes currency conversion and PayPal's fee).



PayPal \$150.00 USD

Pay with credit or Visa Debit card
We don't share your financial details with the merchant.

Country/Region
Canada

Card number VISA

Expires CVV

First name Last name

Currency for this purchase
 CAD USD

Total you'll pay:
\$210.03 CAD

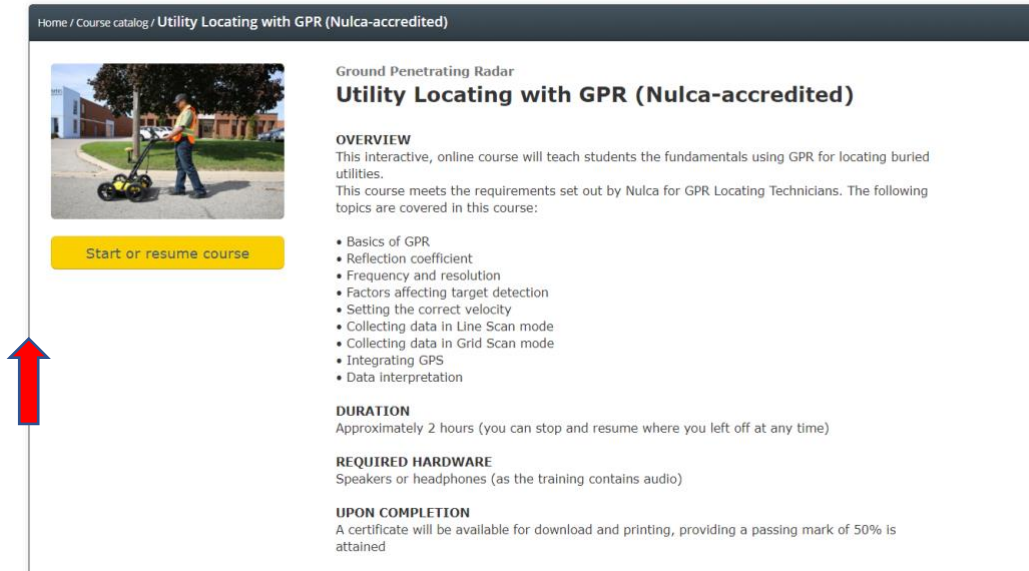
PayPal's conversion rate: 1 CAD = \$0.71418 USD
This rate includes our currency conversion fee of 3.50%. We'll protect you from changing rates and prices. Continue now to lock in this rate and price for 72 hours.

PayPal is the safe, easy way to pay
No matter where you shop, we keep your financial information secure.

Select **Pay Now** at the bottom of the screen to complete the transaction. An e-mail receipt is sent to the address provided. Selecting **Return to Merchant** will return you to SensoftU where you can start the course.

Starting the Course

Click the **Start of resume course** button shown below to begin the course in the same browser window.



Home / Course catalog / Utility Locating with GPR (Nulca-accredited)

Ground Penetrating Radar
Utility Locating with GPR (Nulca-accredited)

OVERVIEW
 This interactive, online course will teach students the fundamentals using GPR for locating buried utilities. This course meets the requirements set out by Nulca for GPR Locating Technicians. The following topics are covered in this course:

- Basics of GPR
- Reflection coefficient
- Frequency and resolution
- Factors affecting target detection
- Setting the correct velocity
- Collecting data in Line Scan mode
- Collecting data in Grid Scan mode
- Integrating GPS
- Data interpretation

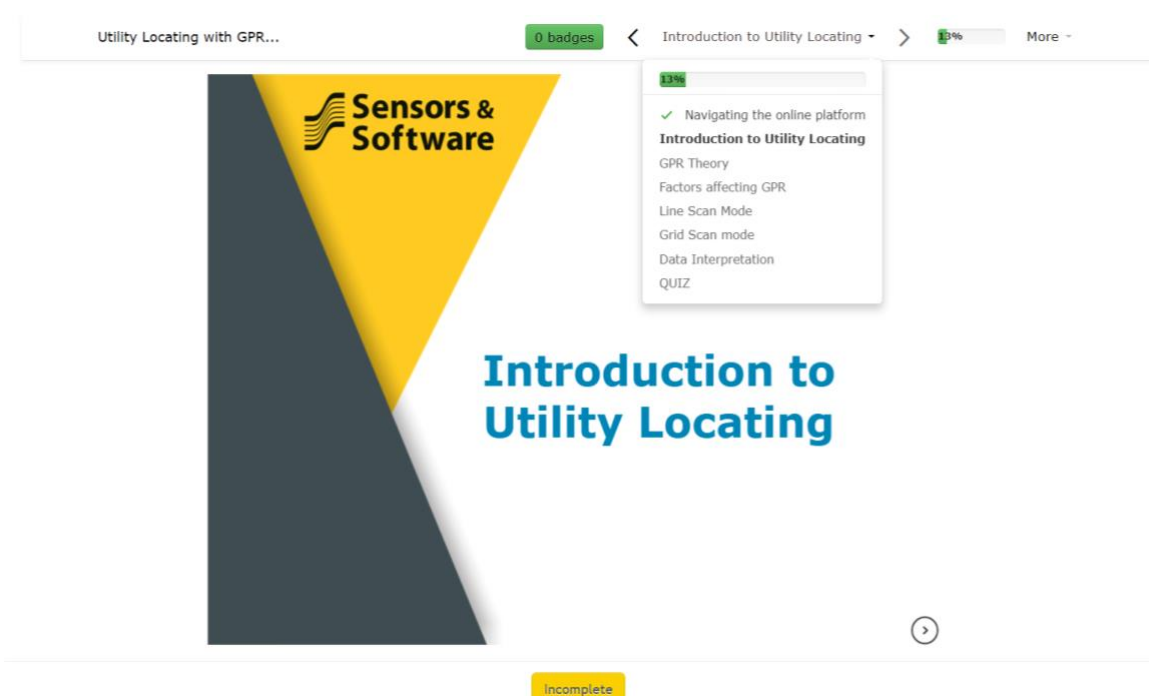
DURATION
 Approximately 2 hours (you can stop and resume where you left off at any time)

REQUIRED HARDWARE
 Speakers or headphones (as the training contains audio)

UPON COMPLETION
 A certificate will be available for download and printing, providing a passing mark of 50% is attained

Start or resume course

The course will begin. At top of the screen, the total progress is shown. Some courses may consist of several modules. By clicking on the drop-down arrow beside the name of the current module, you can see all the modules, and which ones are completed. In most cases, you cannot jump ahead and must complete the modules in sequence. But you can always return to a module which was completed. This can also be done from the main course synopsis screen.



Utility Locating with GPR... 0 badges < Introduction to Utility Locating > 13% More -

13%

- ✓ Navigating the online platform
- Introduction to Utility Locating**
- GPR Theory
- Factors affecting GPR
- Line Scan Mode
- Grid Scan mode
- Data Interpretation
- QUIZ

Introduction to Utility Locating

Incomplete